







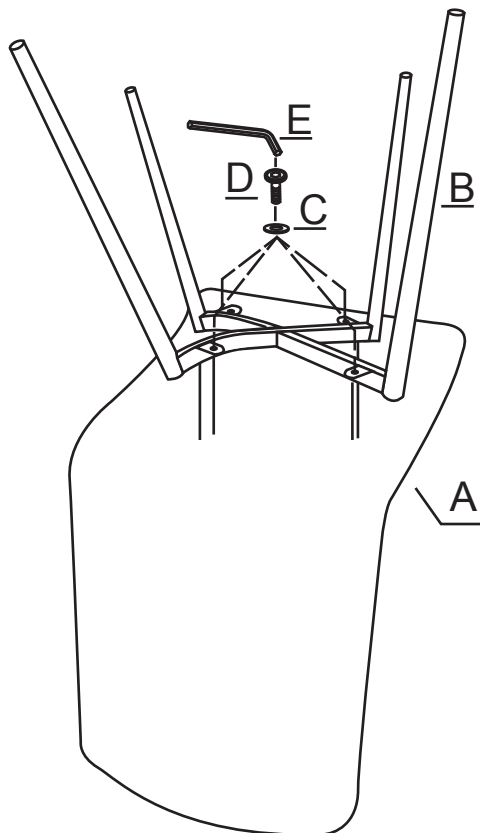
ASSEMBLY INSTRUCTION

Item NO: 9660

HARDWARE LIST			
NO.	PART	DESCRIPTION	Q'TY
A		back	1
B		frame	1
C		caps	4
D	 M6*16	screw	4
E		allen key	1



step 1



step 2

